

Big Prep Station Performance in a Small Package



Ductless Models

- ETL Certified Mobile Prep Station
- ETL Certified for Limited Prep Applications
- No permits required in most applications
- Simple to operate and easy to maintain
- Captures and contains over 99% of aerosolized particulates
- NESHAP exhaust filtration
- Pleated Carbon filter to reduce fumes
- Increases worker Life, Health & Safety
- Easy to move around your facility
- 18 gauge G90 Prime U.S.A. steel






Ducted Models

- ETL Certified to NFPA 33 for unlimited volume
- May require permits
- Simple to operate and easy to maintain
- NESHAP exhaust filtration
- Ducts out to remove most dust & fumes
- Increases worker Life, Health & Safety
- Permanent Prep Station
- 18 gauge G90 Prime U.S.A. steel



Our Prep Stations are Built to *Run!*

Ductless Models

Prep Pro 2000		Prep Pro 4000		Prep Pro 6000	
					
		Dimensions			Airflow
Model	Width	Height	Depth	Drive Motor Specifications	
Prep Pro 2000	34 3/8"	83 1/2"	37 1/8"	1 Hp Single Phase Motor / 10.2 FL Amps	
Prep Pro 4000	56 3/8"	83 1/2"	36 5/8"	1 1/2 Hp Single Phase Motor / 14 FL Amps	
Prep Pro 6000	80 3/8"	83 1/2"	39 5/8"	1 1/2 Hp Single Phase Motor / 14 FL Amps	

Ductless Standard Equipment




- 18 Gauge galvanized steel construction.
- Custom 2 Stage NESHAP filtration.
- Fan, motor, manometers, and 4 castor wheels (2 locking wheels).
- All parts, switches, hardware, and wire assemblies for complete assembly.
- A Variable Frequency Drive (VFD) is standard on all Prep Pro models.



Available Upgrades

- Plug and Play package - Completely assembled and wired.
- Bright White Powder Coating Package.

Ducted Models (ducting not included)

Prep Pro 2000-D		Prep Pro 4000-D		Prep Pro 6000-D	
					
		Dimensions			Airflow
Model	Width	Height	Depth	Drive Motor Specifications	
Prep Pro 2000-D	34 3/8"	79 1/8"	37 1/8"	1 Hp Single Phase Motor / 10.2 FL Amps	
Prep Pro 4000-D	56 3/8"	79 1/4"	36 3/4"	1 1/2 Hp Single Phase Motor / 14 FL Amps	
Prep Pro 6000-D	80 3/8"	79 1/4"	39 5/8"	1 1/2 Hp Single Phase Motor / 14 FL Amps	

Ducted Standard Equipment

- 18 Gauge galvanized steel construction.
- Custom 2 Stage NESHAP filtration.
- Fan, motor, and manometers.
- All parts, switches, hardware, and wire assemblies for complete assembly.
- A Variable Frequency Drive (VFD) is standard on all Pre Pro models.



Available Upgrades

- Plug and Play package - Completely assembled and wired.
- Bright White Powder Coating Package.